

BOARD OF DIRECTORS

Mev Hoberg
Sheila Jakubik
Mike Spence
Patty Fielding
Tim Kinkead



SUPERINTENDENT
Faith A. Chapel

8489 Madison Avenue NE

*

Bainbridge Island, Washington 98110

*

(206) 842-4714

*

Fax: (206) 842-2928

**Bainbridge Island School District
Board of Directors
Officers, Committee Assignments, Liaisons
2015-2016**

Officers:

President:	Mev Hoberg
Vice-President:	Sheila Jakubik
Legislative Rep:	Mike Spence

Committee Assignments:

Capital Facilities:	Mev Hoberg & Mike Spence
Finance:	Tim Kinkead & Patty Fielding
District Budget Advisory (DBAC):	Tim Kinkead & Patty Fielding
Curriculum & Instruction:	Mev Hoberg & Sheila Jakubik
Communications:	Mev Hoberg & Sheila Jakubik

Committee Liaisons:

Intergovernmental Work Group (IGWG):	Rotation – <i>See attached list</i>
PTOCC & Multicultural Advisory:	Rotation - <i>See attached list</i>
Special Education:	Sheila Jakubik
Bainbridge Schools Foundation	Sheila Jakubik
Health Advisory Committee	Mev Hoberg

IGWG Meetings 2015-2016

Intergovernmental Work Group

Meetings held on 3rd Monday of the Month, 5 times per year, evenings from 5:30-7:00 pm

Month	Location/Host	Board Member
September 21	Parks District (meet @ City)	Mike
November 16	Parks District (meet @ City)	Tim
January 25 (?)	TBD	Mev
March 21	TBD	Sheila
May 16	TBD	New Board Member

PTOCC Meetings 2015-2016

Parent/Teacher Organization Coordinating Committee

Regular meetings held on Thursday mornings from 9:00-11:30 am

Month	Location/Host	Board Member
September 3	Odyssey @ Brd Rm	Mev
October 1	Wilkes	Tim
November 5	Blakely	Patty
December 3	Ordway	---
January 7	Mosaic @ Brd Rm	Sheila
February 4	BHS	Mike
March 3	Woodward	---
April 14	Sakai	New Board Member
May 5	EHHS @ Brd Rm	---
June 7	PTOCC Retreat (Time frame TBD)	TBD

MAC Meetings 2015-2016

Multicultural Advisory Committee

Regular meetings held on Tuesdays from 5:00-7:00 pm

Month	Location/Host	Board Member
September 15	Commodore	Tim
October 13	Blakely	Sheila
November 17	Woodward	---
January 19	Ordway	Mev
February 23	Sakai	New Board Member
March 22	Wilkes	---
April 19	BHS	Mike
May 17	Board Room	--

BOARD OF DIRECTORS

Mev Hoberg
heila Jakubik
Tim Kinkad
Mike Spence
Patty Fielding



SUPERINTENDENT

Faith A. Chapel

8489 Madison Avenue NE * Bainbridge Island, Washington 98110 * (206) 842-4714 * Fax: (206) 842-2928

Board of Directors Meeting
August 27, 2015
REVISED CONSENT AGENDA

1. Donation

Donation to Bainbridge High School for the BHS Robotics Club in the amount of \$1,250.00 from the Boeing Company Gift Match, James Carr.

2. Donation

Donation to Wilkes Elementary School in the amount \$2,030.73 for afterschool club support and field trip transportation from the Wilkes PTO.

3. Minutes from the August 20, 2015 School Board Retreat/Special Session (NEW)

4. Minutes from the June 30, 2015 School Board Meeting

5. PAYROLL August 2015 Warrant Numbers: (NEW)

(Payroll Warrants) 1002084 through 1002088

(Payroll AP Warrants) 172907 through 172930

Total: \$2,777,436.19

6. Vouchers

➤ General Fund Voucher	\$58,386.92
➤ AP ACH Fund Voucher	\$8,620.04
➤ Capital Projects Fund Voucher	\$211,638.78
➤ ASB Fund Voucher	\$55,572.71
➤ General Fund Voucher (NEW)	\$252,034.30
➤ Capital Projects Fund Voucher (NEW)	\$53,367.62
➤ Trust/Agency Voucher (NEW)	\$9,330.43

School Board of Directors

BAINBRIDGE ISLAND SCHOOL DISTRICT NO. 303
GENERAL FUND

MONTH OF August 2015

BOARD DATE August 27th 2015

We, the undersigned, do hereby certify that the foregoing payroll is just, true and correct; that the persons whose names appear hereon actually performed services as stated for the time shown, and that the amounts are actually due and unpaid.

Pamela Sloan
PAYROLL OFFICER

APPROVED GROSS IN THE AMOUNT OF: 2,059,176.91

PLUS BENEFITS IN THE AMOUNT OF: 718,489.80

ADJUSTMENTS IN THE AMOUNT OF: -230.52

(COBRA, Manual Warrants, Vender Adj)

TOTAL PAYROLL DISTRIBUTION: 2,777,436.19

WARRANT NUMBERS: (Payroll Warrants) 1002084 through 1002088
(Payroll AP Warrants) 172907 through 172930

DIRECTORS

PROVISION IS MADE FOR THE ADJUSTMENT OF EMPLOYEE AND EMPLOYER BENEFITS
AS NECESSARY.

I, the undersigned, do hereby certify under penalty of perjury that the materials have been furnished, the services rendered or the labor performed as described herein and that the claim is a just, due and unpaid obligation against the Bainbridge Island School Dist #303, and that I am authorized to authenticate and certify to said claim.

Signature

BAINBRIDGE ISLAND SCHOOL DISTRICT NO. 303
School Board Retreat Minutes

Date: August 20, 2015

Time: 4:30 pm

Place: 15710 E. Euclid Avenue NE, Bainbridge Island, WA

Board of Directors Present:

Mev Hoberg, Patty Fielding, Tim Kinkead, Sheila Jakubik, Mike Spence

Strategic Planning 2015-16

- **Facilities Planning:**

- Board members reviewed the data and recommendations presented by and discussed with the Facilities Master Plan Committee during a study session on May 19, 2015. Board members reviewed priorities for replacement/renovation of facilities and the options that were discussed at that time. They reaffirmed the need to move forward with community discussions early this fall regarding the options being considered for a possible bond measure in February 2016.
- Board members identified several possible dates in September and October for community meetings in specific locations. They reviewed the statutory guidelines for special elections and discussed the need to make a decision by November if a bond proposal were to be presented to voters in February 2016.

- **Financial Planning:**

- Board members reviewed the key elements of the district's final 2015-16 General Fund Budget. They discussed revisions from the preliminary budget including adjustments to revenue and staffing. Board members discussed the impact on the overall budget of covering the cost of living adjustment (COLA) and the increase in fringe benefit costs (especially the significant increase in retirement contributions) for staff positions that are not funded by the state.
- The Bainbridge Island School District (BISD) has a significant number of staff positions that are funded through local levies or the Bainbridge Schools Foundation (BSF). For example, almost half of the district's classified staff are not paid by the state. Superintendent Chapel noted that a significant percentage of the \$2.4 million additional dollars that the district received from the state have been used to cover increased costs for unfunded staff rather than being used for off-setting costs of materials, supplies and operations (MSOCs) or program enhancement. BISD continues to be heavily dependent on local levy dollars and BSF donations to support educational program enhancements, reading/math intervention for struggling learners, and increased needs for professional development.
- The board also discussed the Washington State Supreme Court's recent response to the state's 2015-17 budget and implications for future budget development and planning.

- **Instructional Program Planning:**

- Board members and Superintendent Faith Chapel discussed the preliminary Smarter Balanced Assessment (SBA) results that were released by the Office of the Superintendent of Public Instruction (OSPI) on August 17. It was noted that Dr. Jeff

McCormick, Director of Assessment and Student Support, will be presenting a detailed report at the upcoming board meeting on August 27th.

- Superintendent Faith Chapel reported that in general, the BISD students who participated in the SBA test performed well for the first year of a new, more rigorous test. Approximately 20-30% higher proficiency rates were recorded for BISD students who took the test, compared to the state average. The performance levels of BISD students who participated in the testing were similar to those of benchmark districts such as Mercer Island, Bellevue, Lake WA and Issaquah.
- However, Board members noted the high rate of “test refusals” posted for BISD. Data released in July indicated that BISD had one of the highest rates of refusals, not only in Gr. 11 but in other grades as well. Superintendent Chapel clarified that the students who refused to take the test are counted as “not proficient,” and those scores are averaged into school and district test results. The impact on BISD scores has been significant, in several grade levels.
- Superintendent Faith Chapel reported that strategies to support the District Improvement Plan will be adjusted as staff and departments analyze results from SBA and other district assessments. Administrators and instructional coaches have already spent time doing a preliminary analysis and will work with staff to update School Improvement Plans.
- District and school administrators are also implementing plans for professional development that will support the district and school improvement plans for 2015-16. Some examples: the University of Washington Center for Educational Leadership is developing and leading a series of workshops for principals and instructional coaches/differentiation specialists; highly capable coordinators have participated in summer training and additional workshops are planned; and support/coordination is being provided for teachers who wish to pursue National Board Certification.

Board Officers and Board Committees

Board members discussed roles, possible committee assignments, meeting schedules, and representation at Parent Teacher Organization Coordinating Council (PTOCC), Multicultural Advisory Committee (MAC) and Intergovernmental Work Group (IGWG) meetings.

Adjournment

8:45 p.m. – The meeting was adjourned.

SCHOOL BOARD OF DIRECTORS

ATTEST: _____, Secretary to the Board of Directors

The following vouchers, as audited and certified by the Auditing Officer as required by RCW 42.24.080, and those expense reimbursement claims certified as required by RCW 42.24.090, are approved for payment. Those payments have been recorded on this listing which has been made available to the board.

As of August 27, 2015, the board, by a _____ vote, approves payments, totaling \$252,034.30. The payments are further identified in this document.

Total by Payment Type for Cash Account, GF A/P Warrants:
Warrant Numbers 2012587 through 2012649, totaling \$252,034.30

Secretary _____	Board Member _____
Board Member _____	Board Member _____
Board Member _____	Board Member _____

Check Nbr	Vendor Name	Check Date	Check Amount
2012587	ACE HARDWARE	08/31/2015	429.64
2012588	ADMIN REVOLVING FUND	08/31/2015	104.00
2012589	APP ASSOCIATED PETROLEUM PROD	08/31/2015	1,761.24
2012590	ARAMARK UNIFORM SERVICES	08/31/2015	46.35
2012591	B & H PHOTO - VIDEO	08/31/2015	5,301.22
2012592	BAINBRIDGE RENTALS	08/31/2015	65.97
2012593	BANK OF AMERICA	08/31/2015	213.21
2012594	BAY HAY & FEED INC	08/31/2015	34.68
2012595	BRYSON SALES & SERVICES OF WAS	08/31/2015	8.21
2012596	CAROLINA BIOLOGICAL SUPPLY CO	08/31/2015	178.49
2012597	CENTURYLINK COMMUNICATIONS LLC	08/31/2015	144.94
2012598	CIT TECHNOLOGY FINANCING SERVI	08/31/2015	8,091.82
2012599	CNR INC	08/31/2015	1,368.36
2012600	CPR TRAINING CENTER INC	08/31/2015	1,300.00
2012601	EXTERMINATION SERVICES	08/31/2015	415.22
2012602	FREESTYLE SALES COMPANY	08/31/2015	97.98
2012603	GOPHER SPORT	08/31/2015	443.43

Check Nbr	Vendor Name	Check Date	Check Amount
2012604	GRAINGER	08/31/2015	230.16
2012605	GTS INTERIOR SUPPLY	08/31/2015	53.94
2012606	HANDWRITING WITHOUT TEARS	08/31/2015	1,123.24
2012607	INTERSTATE BATTERIES OF SEATTL	08/31/2015	647.20
2012608	JOSTENS	08/31/2015	22.79
2012609	JW PEPPER & SON INC	08/31/2015	29.33
2012610	KCDA	08/31/2015	7,200.99
2012611	KITSAP COUNTY FIRE DISTRICT #2	08/31/2015	4,679.39
2012612	LEMAY MOBILE SHREDDING	08/31/2015	203.50
2012613	LES SCHWAB TIRES	08/31/2015	523.98
2012614	MACKIN EDUCATIONAL RESOURCES	08/31/2015	2,808.73
2012615	NW TEXTBOOK DEPOSITORY	08/31/2015	120,465.83
2012616	OLYMPIC SPRINGS INC	08/31/2015	137.46
2012617	PACIFIC OFFICE AUTOMATION INC	08/31/2015	1,413.10
2012618	PART WORKS INC	08/31/2015	364.93
2012619	PAXTON PATTERSON	08/31/2015	4,630.62
2012620	PENINSULA PAINT CO INC	08/31/2015	193.81
2012621	PETTY CASH/WMS/LAUREL WATSON	08/31/2015	50.33
2012622	PITSCO	08/31/2015	2,037.31
2012623	PROBUILD COMPANY LLC	08/31/2015	263.34
2012624	PROJECT LEAD THE WAY	08/31/2015	8,788.40
2012625	PUGET SOUND ENERGY	08/31/2015	20,050.16
2012626	REALLY GOOD STUFF	08/31/2015	537.51
2012627	RIBEIRO CONSULTANTS	08/31/2015	200.00
2012628	RICOH USA, INC	08/31/2015	99.74

Check Nbr	Vendor Name	Check Date	Check Amount
2012629	RWC INTERNATIONAL LTD	08/31/2015	321.61
2012630	SCHOOL OUTFITTERS	08/31/2015	4,060.12
2012631	SEASONS OF THYME	08/31/2015	990.99
2012632	SOUND PUBLISHING	08/31/2015	148.04
2012633	SPRAGUE ISRAEL GILES INC	08/31/2015	78.70
2012634	STATE AUDITOR OFFICE	08/31/2015	88.60
2012635	SYNOVIA SOLUTIONS C/O BMO HARR	08/31/2015	1,116.70
2012636	TCI TEACHERS CURRICULUM INSTITUTE	08/31/2015	7,375.40
2012637	TEACHING STRATEGIES	08/31/2015	3,553.31
2012638	TED BROWN MUSIC CO	08/31/2015	1,258.28
2012639	TILZ	08/31/2015	25.00
2012640	UNIVERSITY OF IOWA	08/31/2015	900.00
2012641	US BANK CORP PAYMENT SYSTEM	08/31/2015	18,057.99
2012642	US TRANSMISSIONS INC	08/31/2015	2,942.88
2012643	VERIZON WIRELESS	08/31/2015	525.44
2012644	VERNS ORGANIC TOPSIOL/BARK INC	08/31/2015	2,282.70
2012645	Washington Association of Care	08/31/2015	450.00
2012646	WALTER E NELSON CO	08/31/2015	7,120.64
2012647	WESCRAFT RV & TRUCK COLLISION	08/31/2015	2,464.78
2012648	WESTBAY AUTO PARTS	08/31/2015	374.87
2012649	WSDOT MARINE DIVISION/FERRIES	08/31/2015	1,137.70
63	Computer	Check(s) For a Total of	252,034.30

0	Manual	Checks For a Total of	0.00
0	Wire Transfer	Checks For a Total of	0.00
0	ACH	Checks For a Total of	0.00
63	Computer	Checks For a Total of	252,034.30
Total For 63	Manual, Wire Tran, ACH & Computer Checks		252,034.30
Less 0	Voided	Checks For a Total of	0.00
	Net Amount		252,034.30

F U N D S U M M A R Y

Fund	Description	Balance Sheet	Revenue	Expense	Total
10	General Fund	-1,155.40	0.00	253,189.70	252,034.30

The following vouchers, as audited and certified by the Auditing Officer as required by RCW 42.24.080, and those expense reimbursement claims certified as required by RCW 42.24.090, are approved for payment. Those payments have been recorded on this listing which has been made available to the board.

As of August 27, 2015, the board, by a _____ vote, approves payments, totaling \$53,367.62. The payments are further identified in this document.

Total by Payment Type for Cash Account, CP A/P Warrants:
Warrant Numbers 5205 through 5215, totaling \$53,367.62

Secretary _____	Board Member _____
Board Member _____	Board Member _____
Board Member _____	Board Member _____

Check Nbr	Vendor Name	Check Date	Check Amount
5205	AGATE ASPHALT & EXCAVATION	08/31/2015	7,331.82
5206	CLEARWAY SIGNS	08/31/2015	62.50
5207	COATES DESIGN INC	08/31/2015	31,000.00
5208	EDENSAW WOODS LTD	08/31/2015	956.56
5209	MAHLUM ARCHITECTS INC	08/31/2015	12,657.50
5210	MAYES TESTING ENGINEERS INC	08/31/2015	741.00
5211	OLYMPIC SPRINGS INC	08/31/2015	10.82
5212	PERKINS COIE	08/31/2015	264.00
5213	PROBUILD COMPANY LLC	08/31/2015	86.82
5214	PSESD PUGET SOUND ESD	08/31/2015	198.00
5215	WSDOT MARINE DIVISION/FERRIES	08/31/2015	58.60

11	Computer	Check(s) For a Total of	53,367.62
----	----------	-------------------------	-----------

The following vouchers, as audited and certified by the Auditing Officer as required by RCW 42.24.080, and those expense reimbursement claims certified as required by RCW 42.24.090, are approved for payment. Those payments have been recorded on this listing which has been made available to the board.

As of August 27, 2015, the board, by a _____ vote, approves payments, totaling \$9,330.43. The payments are further identified in this document.

Total by Payment Type for Cash Account, Trust/Agency AP Warrants:
Warrant Numbers 14 through 15, totaling \$9,330.43

Secretary _____	Board Member _____
Board Member _____	Board Member _____
Board Member _____	Board Member _____

Check Nbr	Vendor Name	Check Date	Check Amount
14	BAINBRIDGE HIGH SCHOOL ASB	08/31/2015	8,830.43
15	UNIVERSITY OF WASHINGTON	08/31/2015	500.00
2	Computer	Check(s) For a Total of	9,330.43

Bainbridge Island School District No.303

SUMMARY OF CAPITAL PROJECTS FUND BUDGET

	(1) Actual 2013-2014	(2) Budget 2014-2015	(3) Budget 2015-2016
REVENUES AND OTHER FINANCING SOURCES			
1000 Local Taxes	1,532,171	1,882,768	2,199,999
2000 Local Nontax Support	45,188	50,000	50,000
3000 State, General Purpose	0	0	0
4000 State, Special Purpose	0	0	0
5000 Federal, General Purpose	0	0	0
6000 Federal, Special Purpose	0	0	0
7000 Revenues from Other School Districts	0	0	0
8000 Revenues from Other Entities	0	0	0
9000 Other Financing Sources	7,064,938	0	0
A. TOTAL REVENUES AND OTHER FINANCING SOURCES	8,642,297	1,932,768	2,249,999
EXPENDITURES			
10 Sites	747,903	0	0
20 Buildings	2,430,461	5,691,683	4,771,672
30 Equipment	761,249	1,931,760	3,246,200
40 Energy	0	0	0
50 Sales and Lease Expenditures	0	0	0
60 Bond Issuance Expenditures	64,938	0	0
90 Debt Expenditures	0	0	0
B. TOTAL EXPENDITURES	4,004,550	7,623,443	8,017,872
C. OTHER FINANCING USES--TRANSFERS OUT (G.L.536) 1/	261,138	250,000	345,000
D. OTHER FINANCING USES (G.L.535) 2/	0	0	0
E. EXCESS OF REVENUES/OTHER FINANCING SOURCES OVER (UNDER) EXPENDITURES AND OTHER FINANCING USES (A-B-C-D)	4,376,609	-5,940,675	-6,112,873
BEGINNING FUND BALANCE			
G.L.810 Restricted for Other Items	0	0	0
G.L.825 Restricted for Skill Center	0	0	0
G.L.830 Restricted for Debt Service	0	0	0
G.L.835 Restricted for Arbitrage Rebate	0	0	0
G.L.840 Nonspendable Fund Balance-Inventory & Prepaid Items	XXXXX	0	0
G.L.850 Restricted for Uninsured Risks	0	0	0
G.L.861 Restricted from Bond Proceeds	4,839,070	9,400,000	6,300,000
G.L.862 Committed from Levy Proceeds	718,536	1,225,000	1,665,000
G.L.863 Restricted from State Proceeds	0	0	0

Preliminary State Test Results and Adequate Yearly Progress (AYP) 2014-2015

Bainbridge Island School District School
Board Meeting
8/27/2015

Background

- Washington transitioned to a new state test called the Smarter Balanced Assessment (SBA)
 - Tests for English language arts (ELA) and math
 - Grades 3-8 and 11
 - Grade 10 End of Course ELA test was a paper/pencil version of the SBA
- This is a new baseline.

State Test Results: New Baseline

Baseline Year			
SBA Estimates	4 th grade	7 th grade	10 th grade
ELA	41%	38%	41%
Math	37%	33%	33%

•

• 3

State Test Results: New Baseline

Baseline Year			
SBA Estimates	4 th grade	7 th grade	10 th grade
ELA est. Actual	41%	38%	41%
	55%	58%	>70%*
Math est. Actual	37%	33%	33%
	54%	49%	No test at 10 th grade

*Source: State Board of Education. Posted online August 5, 2015

•

• 4

Tenth Grade ELA End of Course

- This is a graduation requirement.
 - The Washington State Board of Education set the cut score for the graduation requirement at 2548.
 - The College and Career Ready standard (11th grade standard) is 2583.
 - The percentage of BISD meeting the graduation requirement continues to be >95%.
 - The percentage of 10th grade students who met the College and Career Ready standard is 93.4%

Smarter Balanced High School Score Ranges

Washington minimum Graduation Score	2548			
English Language Arts	2299-2492	2493-2582	2583-2681	2682-2795
	Level 1	Level 2	Level 3	Level 4
Math	2280-2542	2543-2627	2628-2717	2718-2862
Washington minimum Graduation Score	2595			

• 5

BISD SBA results students who took the test

Grade	ELA	Math
3 rd	73%	77%
4 th	85%	86%
5 th	79%	75%
6 th	81%	75%
7 th	80%	76%
8 th	76%	73%
10 th	94%	
11 th	68%	65%

• 6

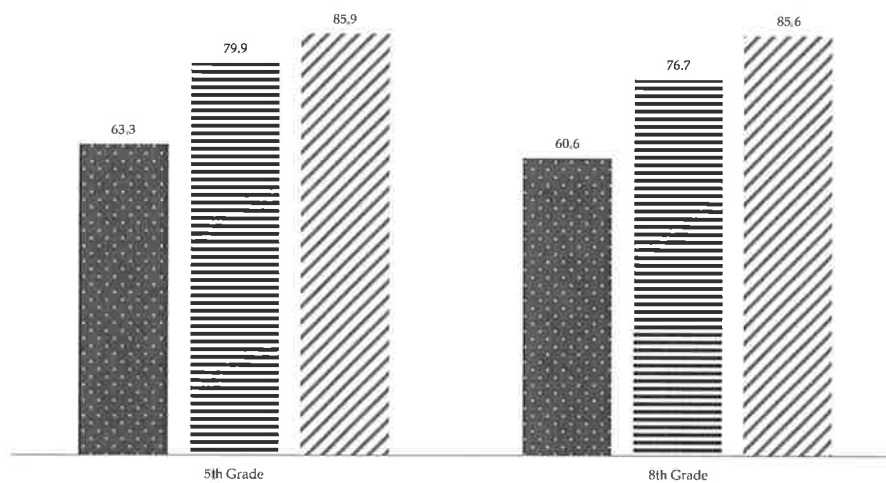
BISD SBA results including refusals*

Grade	ELA	ELA *	Math	Math*
3 rd	73%	70.6%	77%	72.2%
4 th	85%	79.1%	86%	81.0%
5 th	79%	72.6%	75%	68.8%
6 th	81%	71.5%	75%	65.5%
7 th	80%	73.1%	76%	68.1%
8 th	76%	63.9%	73%	60.6%
10 th	94%	93.4%		
11 th	68%	4.7%	65%	3.8%

• *Refusals are included in the overall proficiency rate

• 7

Measurement of Student Progress (MSP) Science Results BISD 2014-2015



■ State ▨ Reported ▩ All Who Took

• 8

Test Refusals: Some perspective

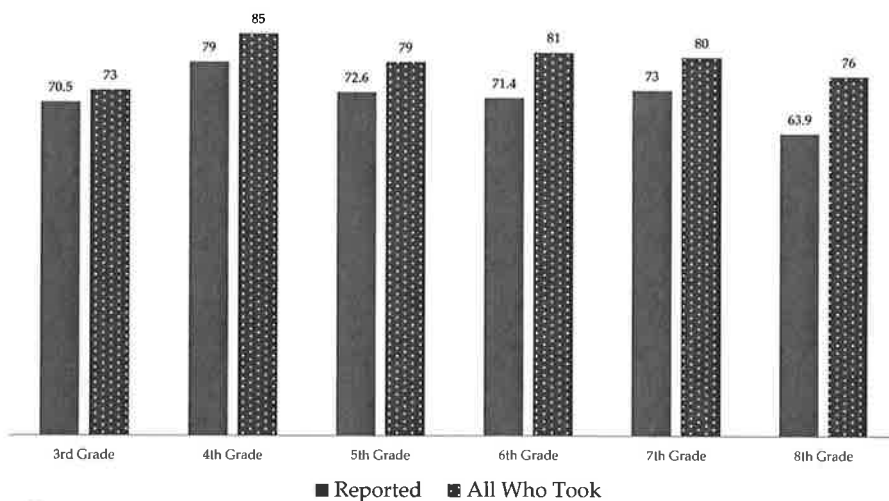
Total number of refusals by year.

Grade	3 rd	5 th	8 th
2012-13	1	1-2	1-2
2013-14	1	1-2	1-2
2014-15	3	22-25	44-45

•

• 9

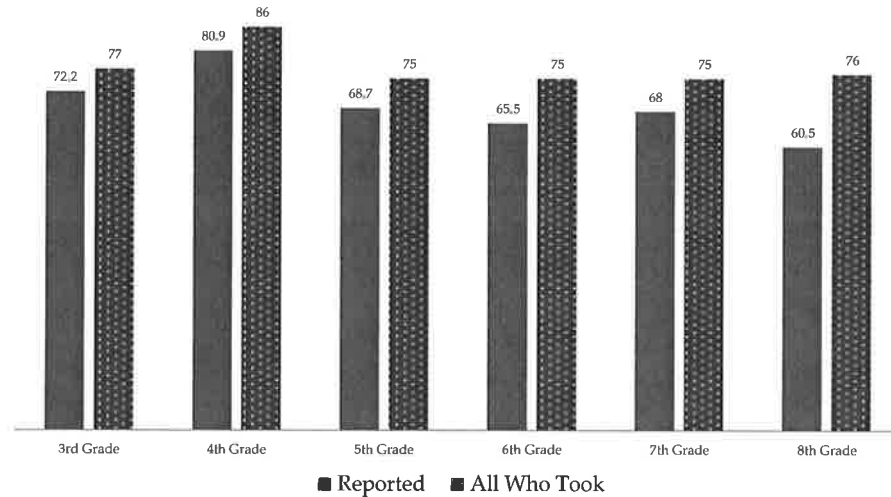
Smarter Balanced Assessment (SBA) English language arts (ELA) BISD 2014-2015



•

• 10

**DRAFT Smarter Balanced Assessment (SBA) Math BISD
2014-2015**



• 11

Smarter Balanced Assessment (SBA) English language arts (ELA)

Includes refusals which are calculated as not meeting standard.

DRAFT

	3rd grade	4th grade	5th grade	6th grade	7th grade	8th grade
State	52.0	54.5	57.5	53.9	56.7	56.8
BISD	70.5	79.0	72.6	71.4	73.0	63.9
North Kitsap	58.6	64.0	69.8	60.4	62.4	63.2
Central Kitsap	59.1	59.3	62.0	32.2	31.2	63.5
Mercer Island	83.0	85.1	76.4	71.0	80.7	80.1
Bellevue	72.8	77.3	79.4	75.7	80.7	80.1
Issaquah	74.0	79.2	82.8	75.6	80.9	77.0
Lk Washington	78.6	80.5	84.0	78.5	81.7	81.7

Smarter Balanced Assessment (SBA) English language arts (ELA)

Percentage at or above proficient of students who took test

DRAFT

	3rd grade	4th grade	5th grade	6th grade	7th grade	8th grade
State	53.1	55.7	58.8	55.2	58.5	58.9
BISD	73.2	84.8	78.9	80.9	80.6	76.4
North Kitsap	60.6	64.6	71.1	61.2	64.0	64.3
Central Kitsap	59.6	59.9	62.4	63.4	61.6	64.6
Mercer Island	84.4	87.3	87.4	77.5	76.6	82.8
Bellevue	73.3	77.9	80.1	76.8	81.2	81.3
Issaquah	74.5	79.9	83.7	77.0	82.1	79.0
Lk Washington	80.3	81.8	85.4	80.1	84.2	81.3

• 12

Smarter Balanced Assessment (SBA)English language arts (ELA)

Includes refusals which are calculated as not meeting standard.

DRAFT	3rd grade	4th grade	5th grade	6th grade	7th grade	8th grade
State	52.0	54.5	57.5	53.9	56.7	56.8
BISD	70.5	79.0	72.6	71.4	73.0	63.9
North Kitsap	58.6	64.0	69.8	60.4	62.4	63.2
Central Kitsap	59.1	59.3	62.0	32.2	31.2	63.5
Mercer Island	83.0	85.1	76.4	71.0	80.7	80.1
Bellevue	72.8	77.3	79.4	75.7	80.7	80.1
Issaquah	74.0	79.2	82.8	75.6	80.9	77.0
Lk Washington	78.6	80.5	84.0	78.5	81.7	81.7

Smarter Balanced Assessment (SBA)English language arts (ELA)

Percentage at or above proficient of students who took test

DRAFT	3rd grade	4th grade	5th grade	6th grade	7th grade	8th grade
State	53.1	55.7	58.8	55.2	58.5	58.9
BISD	73.2	84.8	78.9	80.9	80.6	76.4
North Kitsap	60.6	64.6	71.1	61.2	64.0	64.3
Central Kitsap	59.6	59.9	62.4	63.4	61.6	64.6
Mercer Island	84.4	87.3	87.4	77.5	76.6	82.8
Bellevue	73.3	77.9	80.1	76.8	81.2	81.3
Issaquah	74.5	79.9	83.7	77.0	82.1	79.0
Lk Washington	80.3	81.8	85.4	80.1	84.2	81.3

• 13

Smarter Balanced Assessment (SBA)English language arts (ELA)

Includes refusals which are calculated as not meeting standard.

DRAFT	3rd grade	4th grade	5th grade	6th grade	7th grade	8th grade
State	52.0	54.5	57.5	53.9	56.7	56.8
BISD	70.5	79.0	72.6	71.4	73.0	63.9
North Kitsap	58.6	64.0	69.8	60.4	62.4	63.2
Central Kitsap	59.1	59.3	62.0	32.2	31.2	63.5
Mercer Island	83.0	85.1	76.4	71.0	80.7	80.1
Bellevue	72.8	77.3	79.4	75.7	80.7	80.1
Issaquah	74.0	79.2	82.8	75.6	80.9	77.0
Lk Washington	78.6	80.5	84.0	78.5	81.7	81.7

12.5% Difference

Smarter Balanced Assessment (SBA)English language arts (ELA)

Percentage at or above proficient of students who took test

DRAFT	3rd grade	4th grade	5th grade	6th grade	7th grade	8th grade
State	53.1	55.7	58.8	55.2	58.5	58.9
BISD	73.2	84.8	78.9	80.9	80.6	76.4
North Kitsap	60.6	64.6	71.1	61.2	64.0	64.3
Central Kitsap	59.6	59.9	62.4	63.4	61.6	64.6
Mercer Island	84.4	87.3	87.4	77.5	76.6	82.8
Bellevue	73.3	77.9	80.1	76.8	81.2	81.3
Issaquah	74.5	79.9	83.7	77.0	82.1	79.0
Lk Washington	80.3	81.8	85.4	80.1	84.2	81.3

• 14

Smarter Balanced Assessment (SBA) math**Percentage at or above proficient.**

Includes refusals which are calculated as not meeting standard.

	3rd grade	4th grade	5th grade	6th grade	7th grade	8th grade
State	56.6	54.0	48.0	45.5	48.0	46.1
BISD	72.2	80.9	68.7	65.5	68.0	60.5
North Kitsap	61.6	58.2	53.5	54.1	52.9	54.9
Central Kitsap	59.8	52.6	47.9	49.7	57.1	61.9
Mercer Island	83.6	82.3	81.0	76.1	69.9	80.2
Bellevue	78.8	80.0	73.5	68.7	76.5	73.9
Issaquah	76.0	79.5	78.0	67.8	77.7	74.4
Lk Washington	80.4	78.3	75.5	70.1	73.7	71.4

Smarter Balanced Assessment (SBA) Math**Percentage at or above proficient of students who took test**

DRAFT	3rd grade	4th grade	5th grade	6th grade	7th grade	8th grade
State	57.9	55.2	49.1	46.7	49.5	47.9
BISD	76.8	86.5	75.2	73.9	76.1	72.8
North Kitsap	63.8	60.2	54.7	55.4	54.5	56.4
Central Kitsap	60.4	53.2	48.2	50.7	57.8	63.5
Mercer Island	84.7	83.3	82.5	77.3	74.9	84.3
Bellevue	79.4	80.7	74.1	70.0	77.4	75.2
Issaquah	76.5	80.4	78.9	69.1	78.9	76.4
Lk Washington	82.1	79.7	73.9	71.8	77.0	75.2

• 15

Smarter Balanced Assessment (SBA) math**Percentage at or above proficient.**

Includes refusals which are calculated as not meeting standard.

	3rd grade	4th grade	5th grade	6th grade	7th grade	8th grade
State	56.6	54.0	48.0	45.5	48.0	46.1
BISD	72.2	80.9	68.7	65.5	68.0	60.5
North Kitsap	61.6	58.2	53.5	54.1	52.9	54.9
Central Kitsap	59.8	52.6	47.9	49.7	557.1	61.9
Mercer Island	83.6	82.3	81.0	76.1	69.9	80.2
Bellevue	78.8	80.0	73.5	68.7	76.5	73.9
Issaquah	76.0	79.5	78.0	67.8	77.7	74.4
Lk Washington	80.4	78.3	75.5	70.1	73.7	71.4

Smarter Balanced Assessment (SBA) Math**Percentage at or above proficient of students who took test**

DRAFT	3rd grade	4th grade	5th grade	6th grade	7th grade	8th grade
State	57.9	55.2	49.1	46.7	49.5	47.9
BISD	76.8	86.5	75.2	73.9	76.1	72.8
North Kitsap	63.8	60.2	54.7	55.4	54.5	56.4
Central Kitsap	60.4	53.2	48.2	50.7	57.8	63.5
Mercer Island	84.7	83.3	82.5	77.3	74.9	84.3
Bellevue	79.4	80.7	74.1	70.0	77.4	75.2
Issaquah	76.5	80.4	78.9	69.1	78.9	76.4
Lk Washington	82.1	79.7	73.9	71.8	77.0	75.2

• 16

Smarter Balanced Assessment (SBA) Refusal Rates 2014-2015

DRAFT

	3rd grade	4th grade	5th grade	6th grade	7th grade	8th grade
State	1.0	1.0	1.1	1.3	1.6	2.1
BISD	4.7	5.9	8.2	9.9	9.9	14.1
North Kitsap	3.3	2.3	1.8	2.0	1.5	1.6
Central Kitsap	0.8	1.0	0.4	1.5	0.8	1.8
Mercer Island	1.5	0.5	0.2	0.8	6.6	4.2
Bellevue	0.1	0.2	0.2	0.9	0.2	0.7
Issaquah	0.5	0.9	0.9	1.3	1.2	2.1
Lk Washington	1.0	0.7	0.9	1.9	3.7	4.5

• 17

Adequate Yearly Progress (AYP)

- As part of the Elementary and Secondary Education Act (ESEA), schools and districts are required to meet annual proficiency standards in math and English language arts, as measured by annual state testing in grades 3-8, and 11.
- Additional factors such as unexcused absence rates and graduation rates are used to determine AYP.
- Test participation rates above 95% are also required to meet AYP for sub-groups as well as for all students.

• 18

Adequate Yearly Progress (AYP)

- Bainbridge Island School District did not meet testing participation requirements for two consecutive years.

Grade Band	2013-14	2014-15
3-5	Hispanic students 94.9%	All 92.8%
6-8	Special Education 93.4%	All 87.9%
High School	All grade 10 94.6% White grade 10 94.7% Special Education 75%	Grade 11 6.4%

• 19

Step 1 of Improvement

- As a Title I, Part A district in improvement, we are required to institute the following:
 - Write an addendum to our District Improvement Plan. We must consult with parents and school staff when writing the District Improvement Plan Addendum, which will include information on how we plan to use Title I and other funds to improve student achievement. We will post the approved District Improvement Plan on our Web site.
 - Reserve at least ten percent of our annual Title I allocation to provide professional development for teachers and administrators.
 - Continue to provide assistance to schools identified in Step 1–5 of school improvement.

• 20

Date: August 27, 2015
To: Faith Chapel, Superintendent
From: Lynn Stellick, Human Resources Director
Subj: Personnel Actions

Personnel actions recommended for Board approval at the August 27, 2015 School Board meeting are as follows:

Hiring Recommendations: (Subject to acceptable outcome of a criminal history records check and sexual misconduct clearance)

Frost, Sarah	.8 FTE School Year Only (Grant Funded) Student Assistance Professional at Bainbridge High School (.5 FTE)/Eagle Harbor High School (.3FTE) effective 9/1/2015
Longridge, Julee	.8 FTE Continuing LA/SS/MTSS Specialist at Woodward Middle School effective 9/1/2015
Saunders, Teresa	.8 FTE Continuing SPED (ALP) Teacher at Bainbridge High School effective 9/1/2015
Haskin, Maggie	2 hrs/day Girls C-Team Volleyball at Bainbridge High School 9/1/2015

Changes in Assignment:

Fielding-Bedell, Diane	From .2FTE Science Specialist/.2 Title LAP Leave Replacement Teacher to .61 FTE STEM Teacher/.10 STEM Coordinator at Blakely Elementary/Commodore Options School/District Office effective 9/1/2015
Grady, Leigh Ann	From 1.5 hrs/day to 3 hrs/day Lunch Supervision Paraeducator at Wilkes Elementary School effective 9/1/2015
Guy, Beth	From 4.5 hrs/day Office/Lunch Supervision/SPED Paraeducator to 8 hrs/day Attendance Secretary at Woodward Middle School effective 9/1/2015
Young, Annie	From 3.5 hrs/day SPED/ 1.5 hrs /day Lunch Supervision Paraeducator to 4.5 hrs/day SPED/ 1.5 hrs /day Lunch Supervision Paraeducator at Wilkes Elementary School effective 9/1/2015

Resignations:

Gould, Mara	1.0 FTE SPED Teacher at Bainbridge High School effective June 18, 2015
Nielsen, Marni	3.0 hrs/day SPED Paraeducator at Bainbridge High School effective 8/24/2015

Retirements:

Leaves of Absence: